

**VEHICLE REGISTRATIONS  
BY PLATE TYPE**  
*Extracted from computer-generated statistical reports*

PLATE TYPE	2002	2003	2004	2005	2006	2007	2008	2009	2010	2011
<b>Agriculture</b>	2,804	2,740	2,787	2,726	2,695	2,696	2,717	2,755	2,819	

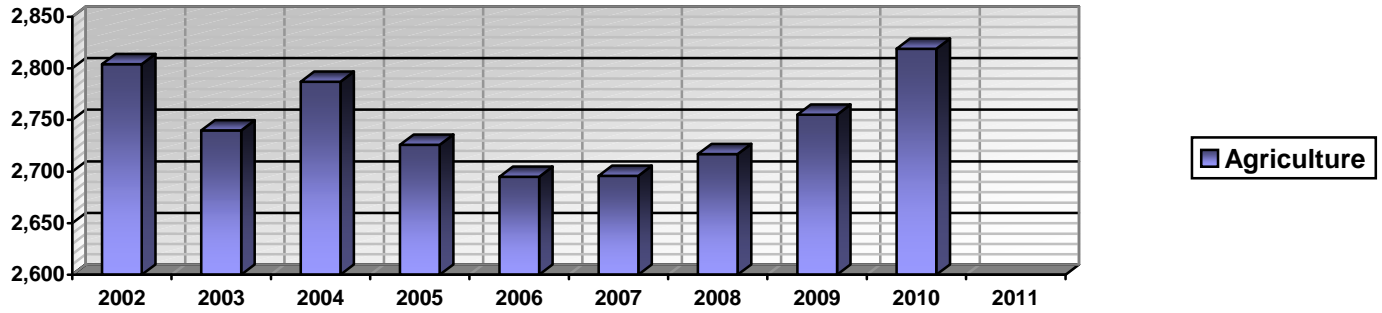
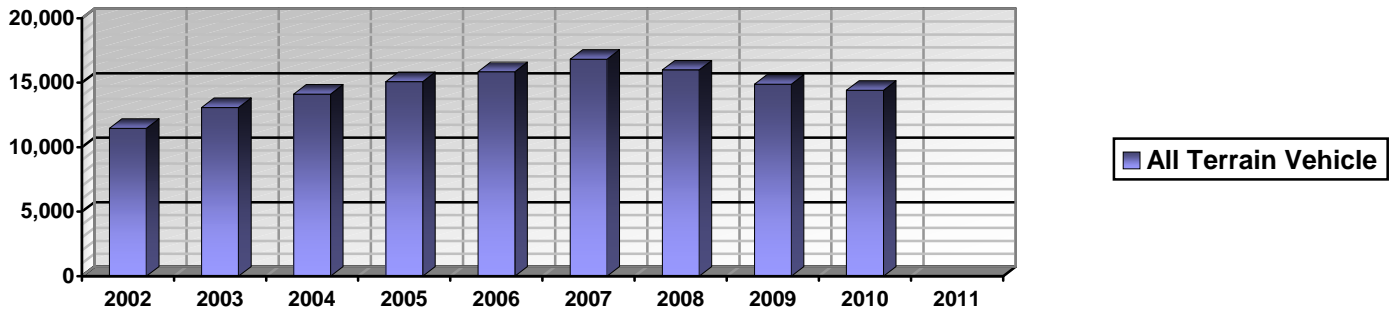


PLATE TYPE	2002	2003	2004	2005	2006	2007	2008	2009	2010	2011
<b>All Terrain Vehicle</b>	11,471	13,084	14,126	15,088	15,863	16,830	15,993	14,891	14,417	



**VEHICLE REGISTRATIONS  
BY PLATE TYPE**  
*Extracted from computer-generated statistical reports*

PLATE TYPE	2002	2003	2004	2005	2006	2007	2008	2009	2010	2011
<b>Antique</b>	1,455	1,523	1,598	1,649	1,655	1,763	1,752	1,817	1,952	

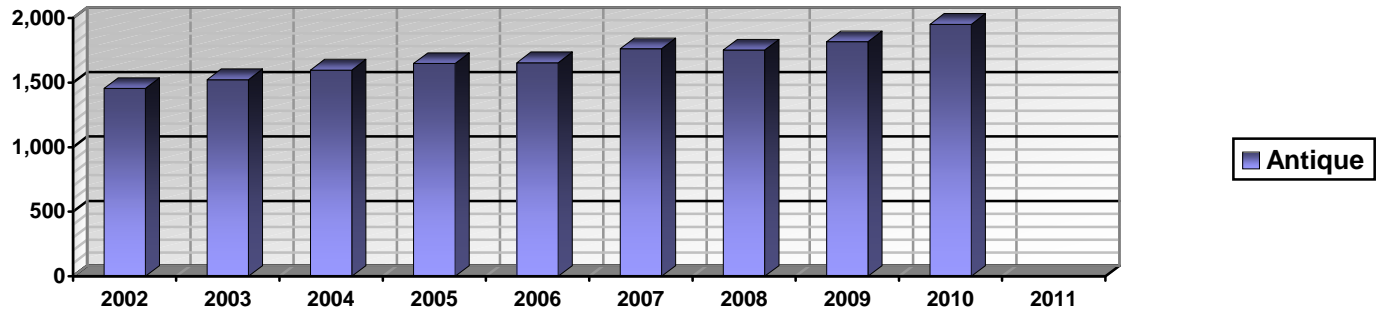
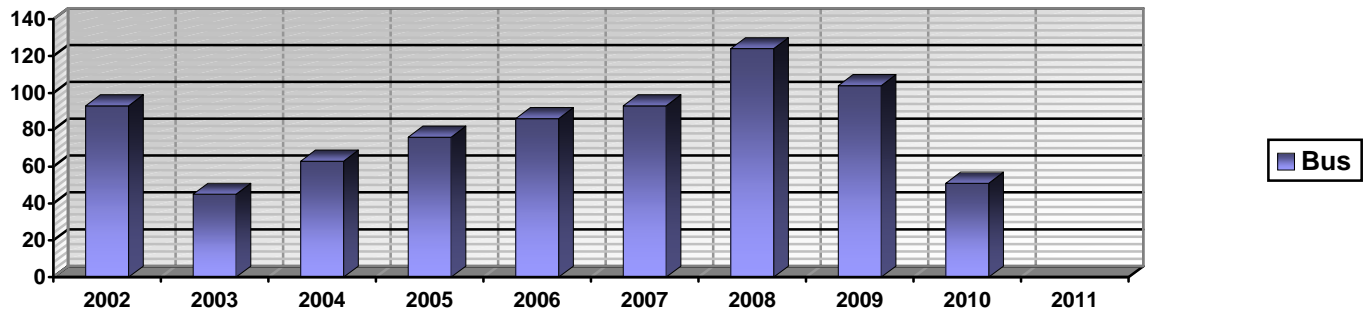


PLATE TYPE	2002	2003	2004	2005	2006	2007	2008	2009	2010	2011
<b>Bus</b>	93	45	63	76	86	93	124	104	51	



**VEHICLE REGISTRATIONS  
BY PLATE TYPE**  
*Extracted from computer-generated statistical reports*

PLATE TYPE	2002	2003	2004	2005	2006	2007	2008	2009	2010	2011
<b>Bus (Local Transit)</b>	0	30	14	8	8	8	10	67	146	

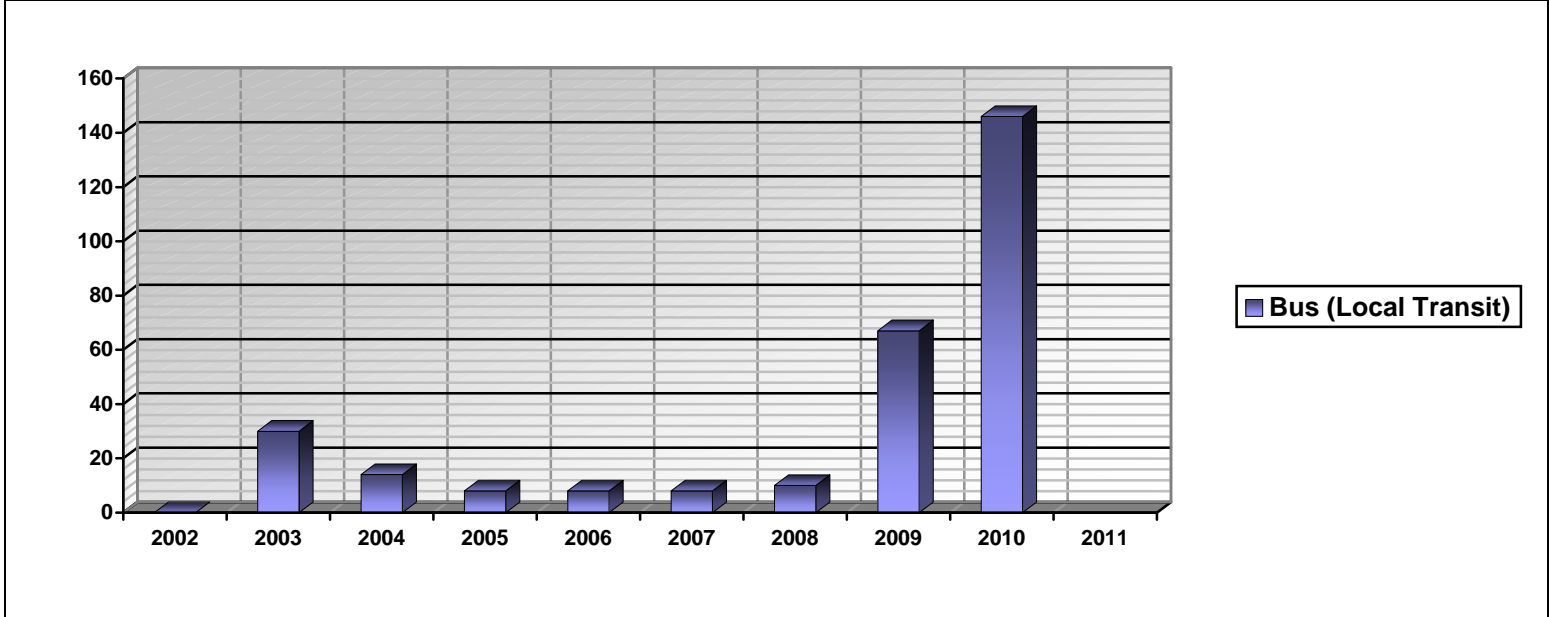
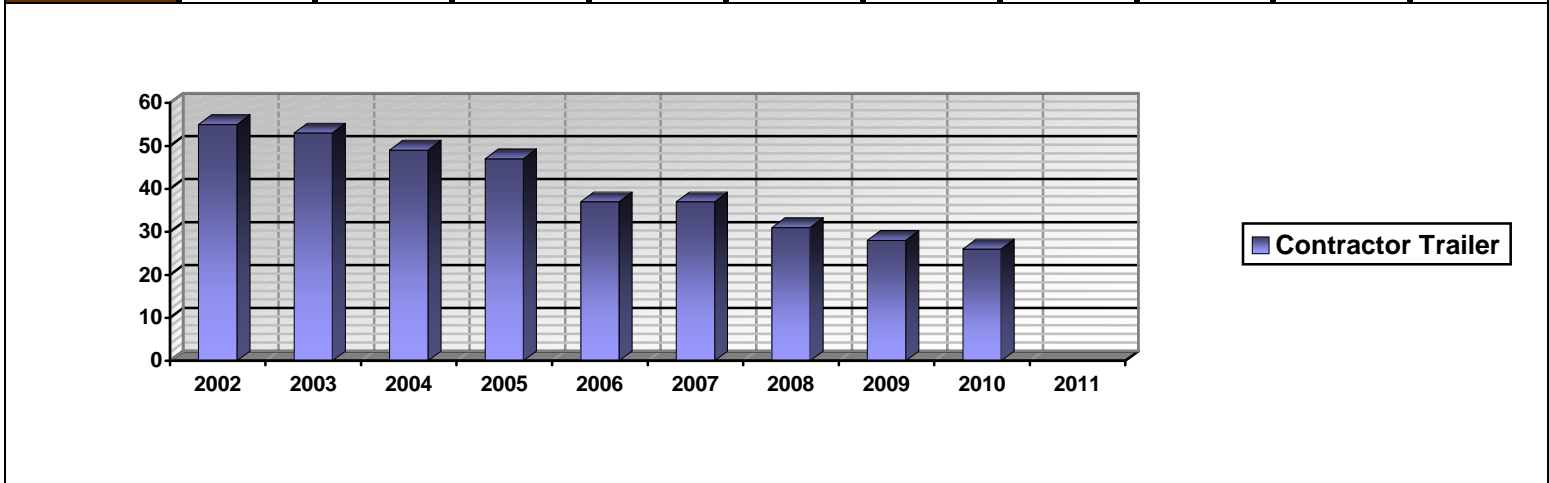


PLATE TYPE	2002	2003	2004	2005	2006	2007	2008	2009	2010	2011
<b>Contractor Trailer</b>	55	53	49	47	37	37	31	28	26	



**VEHICLE REGISTRATIONS  
BY PLATE TYPE**  
*Extracted from computer-generated statistical reports*

PLATE TYPE	2002	2003	2004	2005	2006	2007	2008	2009	2010	2011
<b>Dealer</b>	5,732	5,903	5,832	5,816	5,681	5,647	5,410	5,157	4,984	

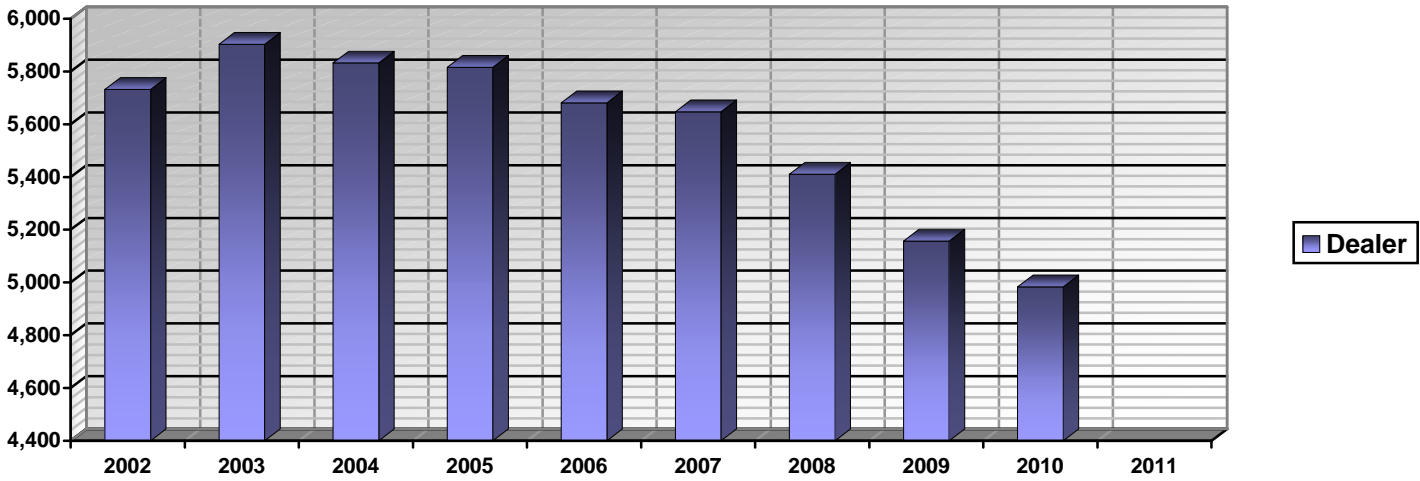
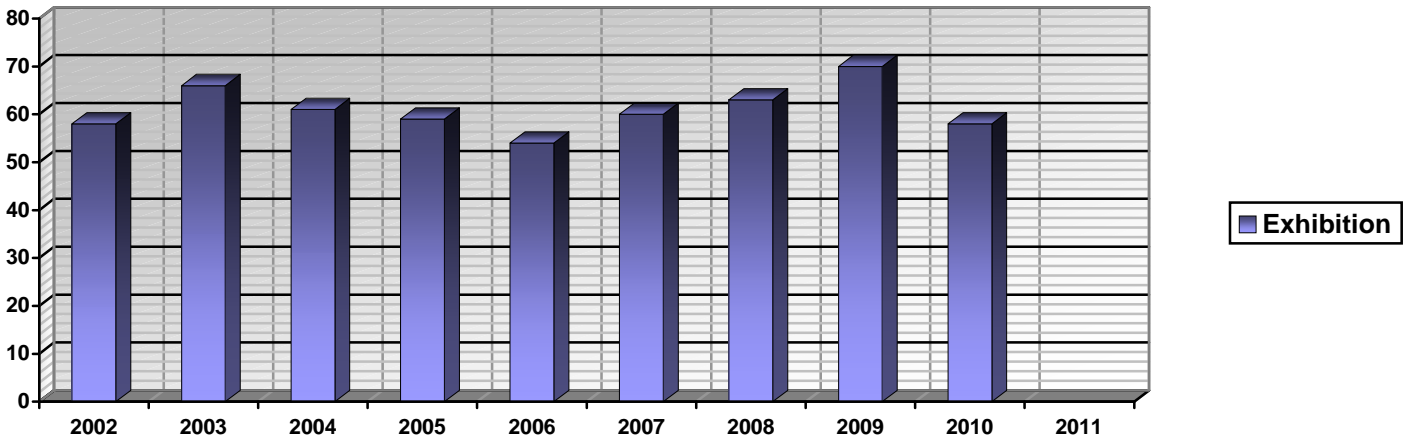


PLATE TYPE	2002	2003	2004	2005	2006	2007	2008	2009	2010	2011
<b>Exhibition</b>	58	66	61	59	54	60	63	70	58	



**VEHICLE REGISTRATIONS  
BY PLATE TYPE**  
*Extracted from computer-generated statistical reports*

PLATE TYPE	2002	2003	2004	2005	2006	2007	2008	2009	2010	2011
<b>Federal Program</b>	44	36	35	33	34	30	30	34	42	

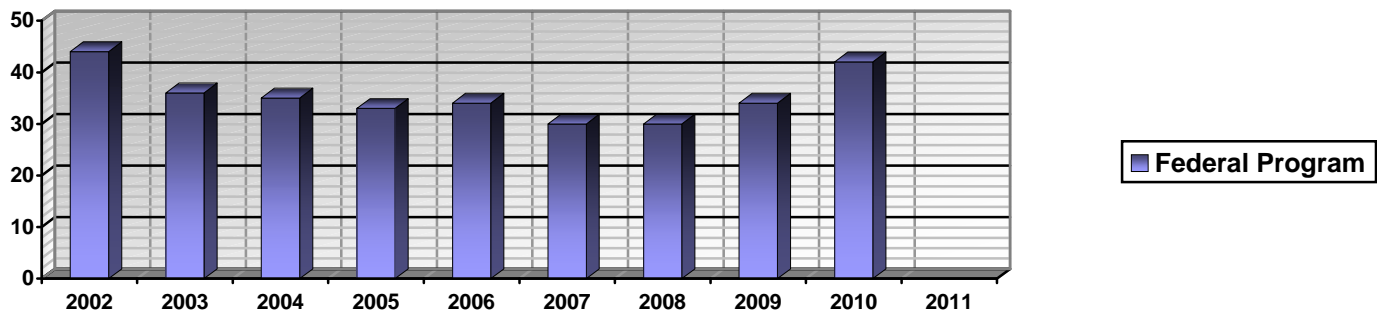
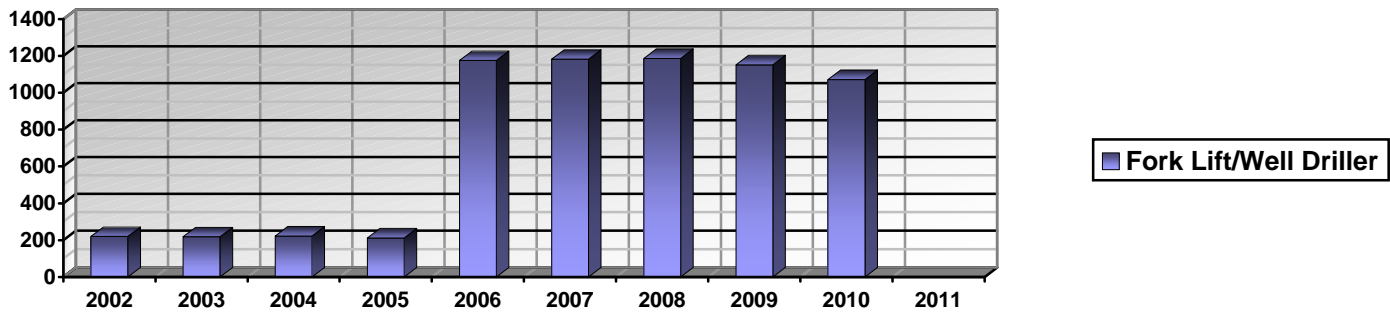


PLATE TYPE	2002	2003	2004	2005	2006	2007	2008	2009	2010	2011
<b>Fork Lift/Well Driller</b>	220	218	222	212	1,175	1,182	1,186	1,152	1,072	



**VEHICLE REGISTRATIONS  
BY PLATE TYPE**  
*Extracted from computer-generated statistical reports*

PLATE TYPE	2002	2003	2004	2005	2006	2007	2008	2009	2010	2011
Fuel User	0	0	0	0	0	0	0	0	0	

PLATE TYPE	2002	2003	2004	2005	2006	2007	2008	2009	2010	2011
Handicap Parking Card	28,301	32,251	34,973	36,026	37,070	37,170	24,186	9,905	4,441	

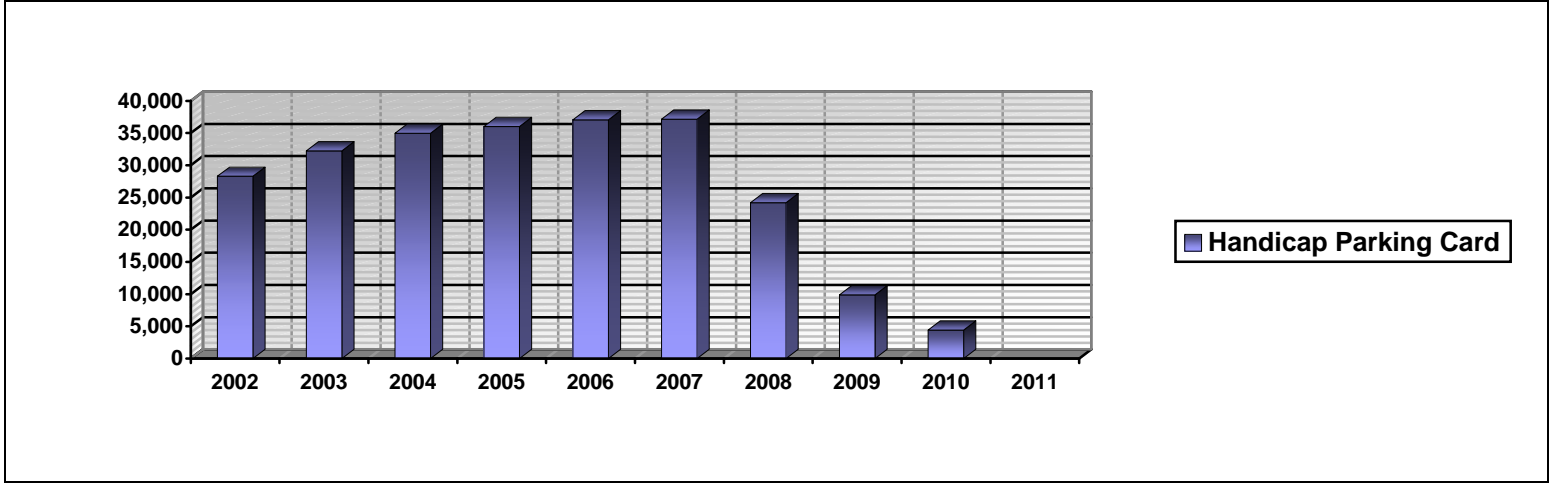
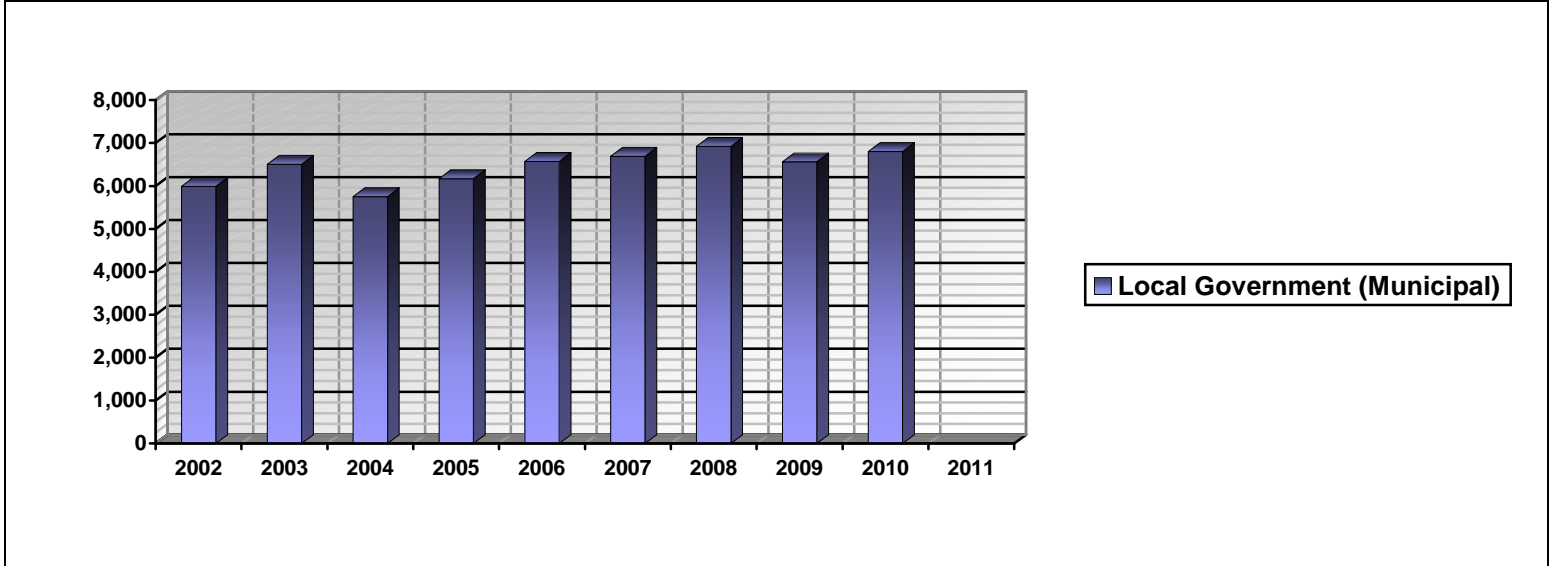


PLATE TYPE	2002	2003	2004	2005	2006	2007	2008	2009	2010	2011
International Registration Plan (IRP)	0	0	0	0	0	0	0	0	0	

PLATE TYPE	2002	2003	2004	2005	2006	2007	2008	2009	2010	2011
Local Government (Municipal)	5,989	6,506	5,753	6,172	6,570	6,690	6,920	6,560	6,805	



**VEHICLE REGISTRATIONS  
BY PLATE TYPE**  
*Extracted from computer-generated statistical reports*

PLATE TYPE	2002	2003	2004	2005	2006	2007	2008	2009	2010	2011
<b>Gold Star</b>	0	0	0	0	0	0	0	108	122	

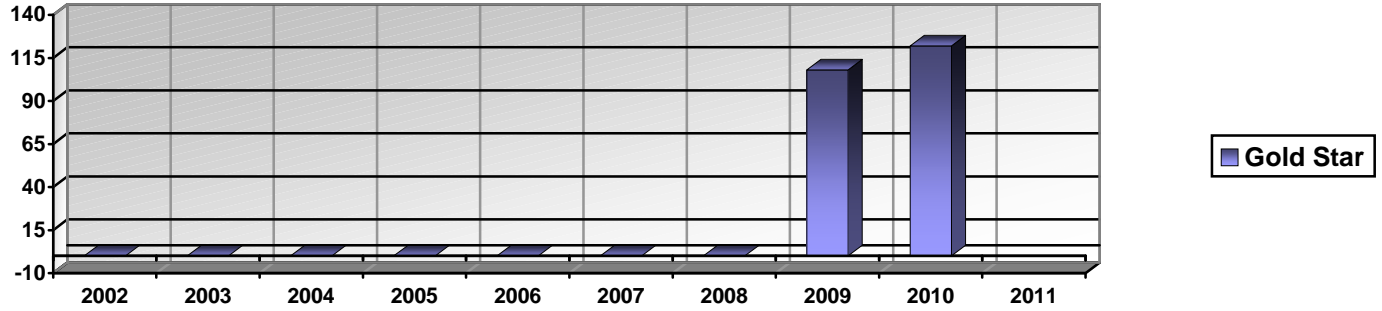
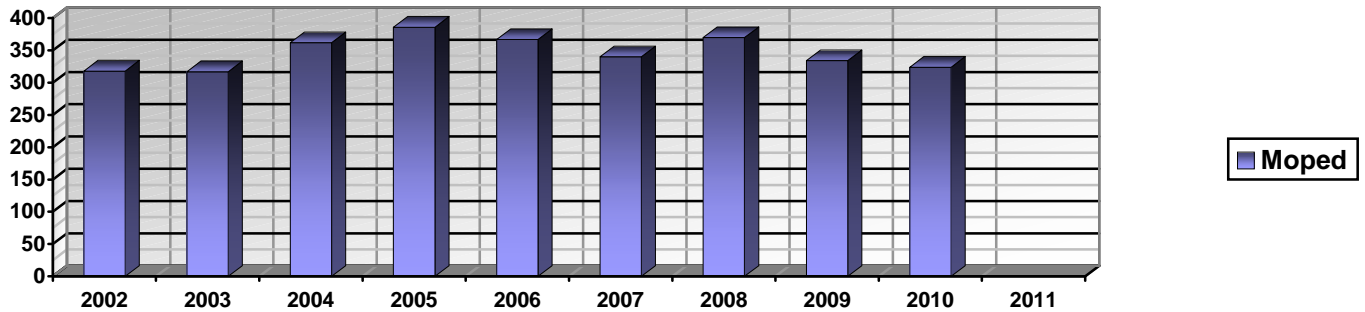


PLATE TYPE	2002	2003	2004	2005	2006	2007	2008	2009	2010	2011
<b>Moped</b>	318	317	362	386	367	340	370	334	324	



**VEHICLE REGISTRATIONS  
BY PLATE TYPE**  
*Extracted from computer-generated statistical reports*

PLATE TYPE	2002	2003	2004	2005	2006	2007	2008	2009	2010	2011
<b>Motorcycle</b>	18,839	19,593	20,982	22,655	24,360	25,977	28,420	28,330	29,071	

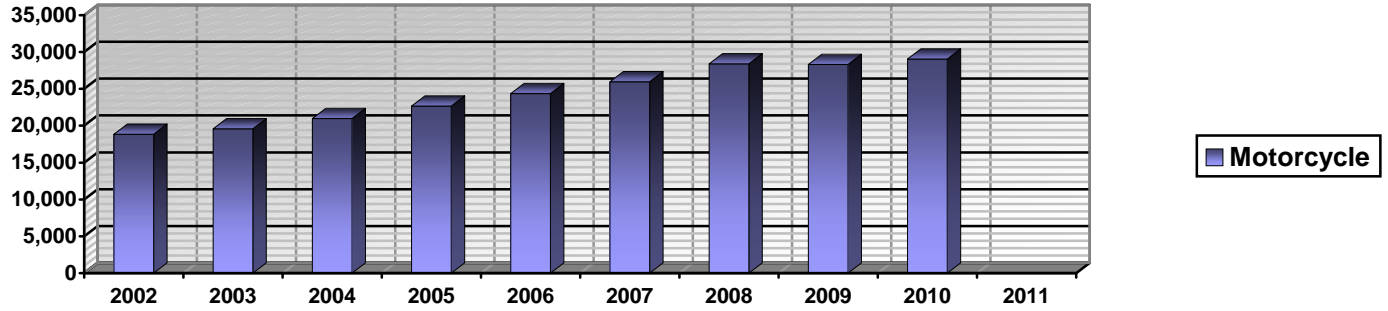
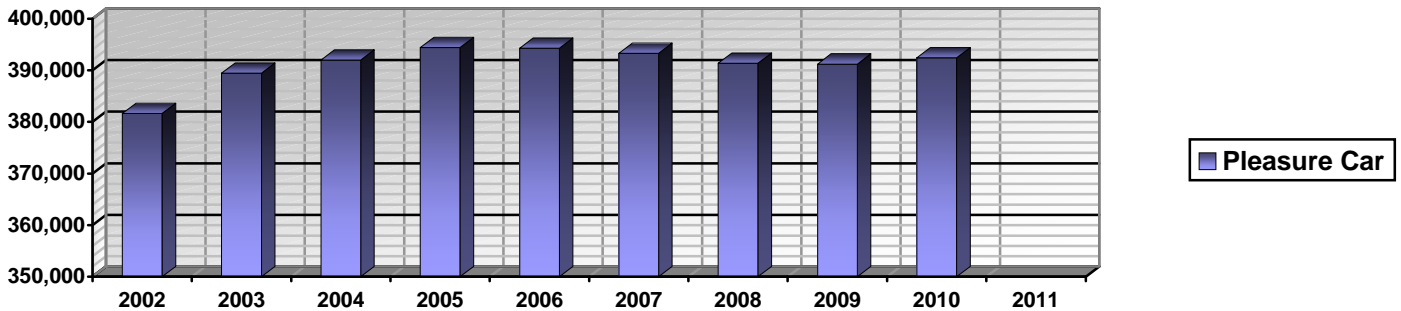


PLATE TYPE	2002	2003	2004	2005	2006	2007	2008	2009	2010	2011
<b>Pleasure Car</b>	381,652	389,440	391,997	394,390	394,258	393,259	391,379	391,207	392,440	



**VEHICLE REGISTRATIONS  
BY PLATE TYPE**  
*Extracted from computer-generated statistical reports*

PLATE TYPE	2002	2003	2004	2005	2006	2007	2008	2009	2010	2011
Special Purpose Truck	1,840	1,875	1,929	1,959	875	733	668	628	603	

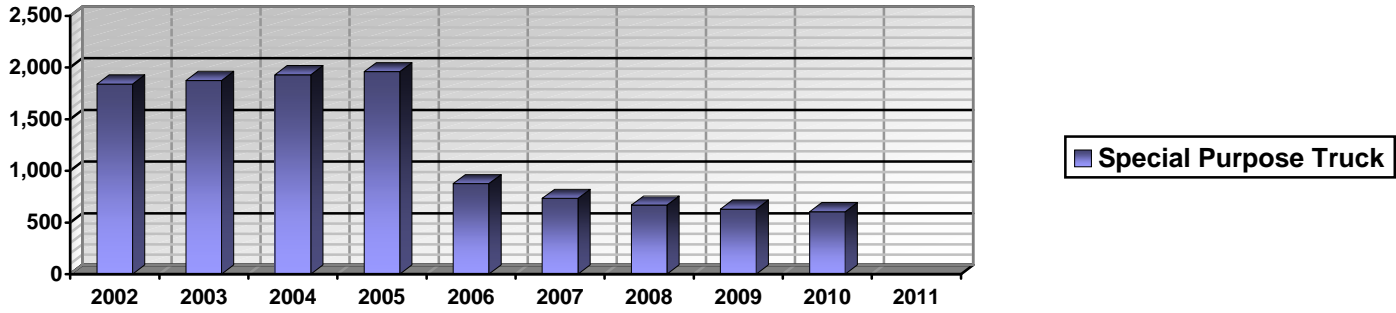
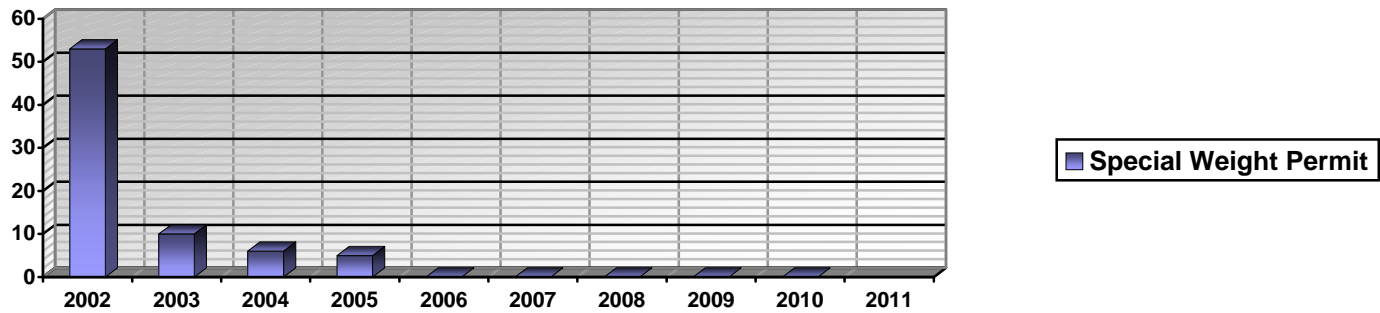


PLATE TYPE	2002	2003	2004	2005	2006	2007	2008	2009	2010	2011
Special Weight Permit	53	10	6	5	0	0	0	0	0	



**VEHICLE REGISTRATIONS  
BY PLATE TYPE**  
*Extracted from computer-generated statistical reports*

PLATE TYPE	2002	2003	2004	2005	2006	2007	2008	2009	2010	2011
<b>State Government</b>	1,647	1,597	1,597	1,735	1,882	1,886	2,044	2,030	2,068	

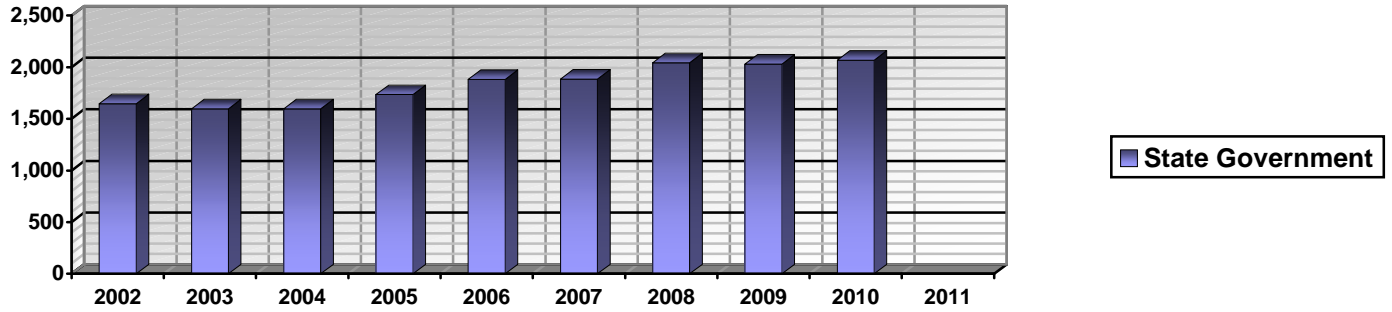
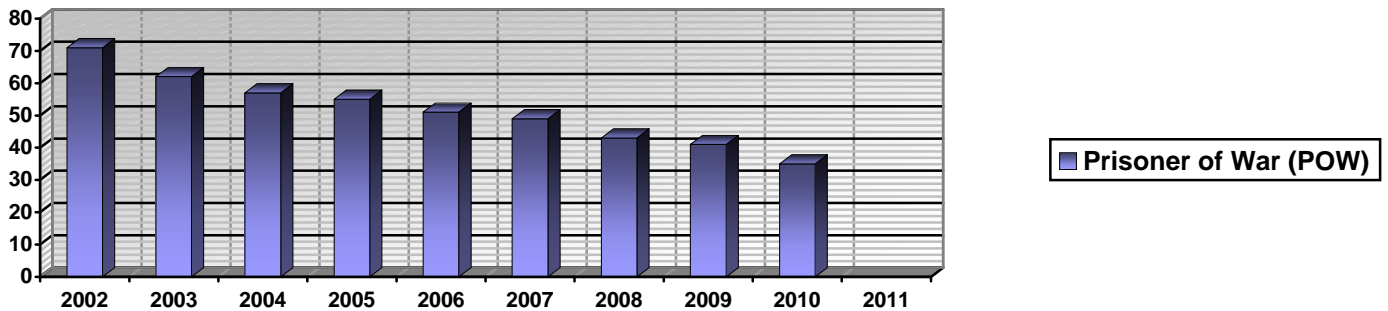


PLATE TYPE	2002	2003	2004	2005	2006	2007	2008	2009	2010	2011
<b>Prisoner of War (POW)</b>	71	62	57	55	51	49	43	41	35	



**VEHICLE REGISTRATIONS  
BY PLATE TYPE**  
*Extracted from computer-generated statistical reports*

PLATE TYPE	2002	2003	2004	2005	2006	2007	2008	2009	2010	2011
<b>Off-Highway Tractor</b>	45	38	18	13	17	20	19	107	104	

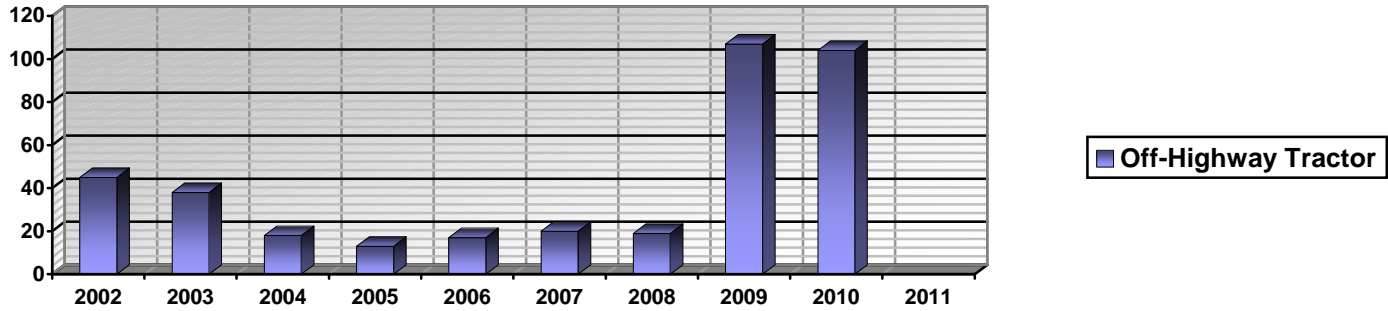
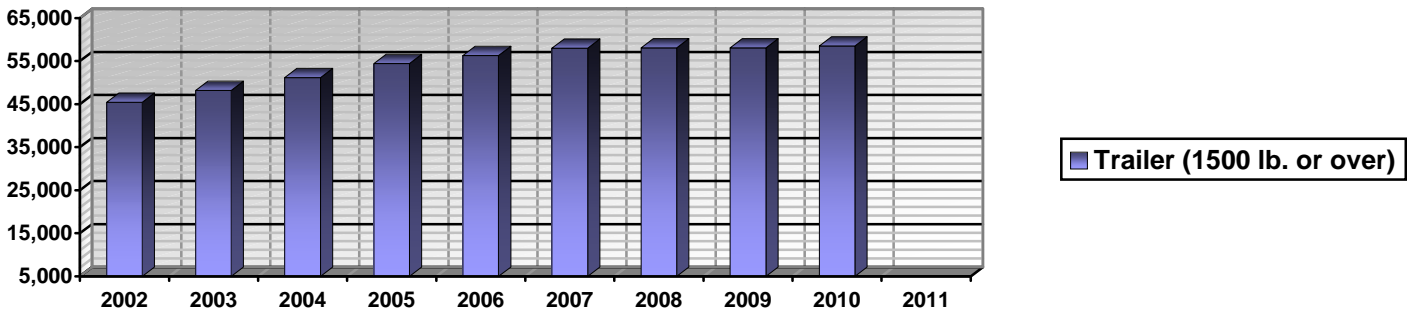


PLATE TYPE	2002	2003	2004	2005	2006	2007	2008	2009	2010	2011
<b>Trailer (1500 lb. or over)</b>	45,450	48,209	51,154	54,455	56,311	58,035	58,091	58,082	58,532	



**VEHICLE REGISTRATIONS  
BY PLATE TYPE**  
*Extracted from computer-generated statistical reports*

PLATE TYPE	2002	2003	2004	2005	2006	2007	2008	2009	2010	2011
<b>Trailer (under 1500 lb.)</b>	37,180	37,208	37,141	36,720	36,007	35,878	35,032	34,811	34,575	

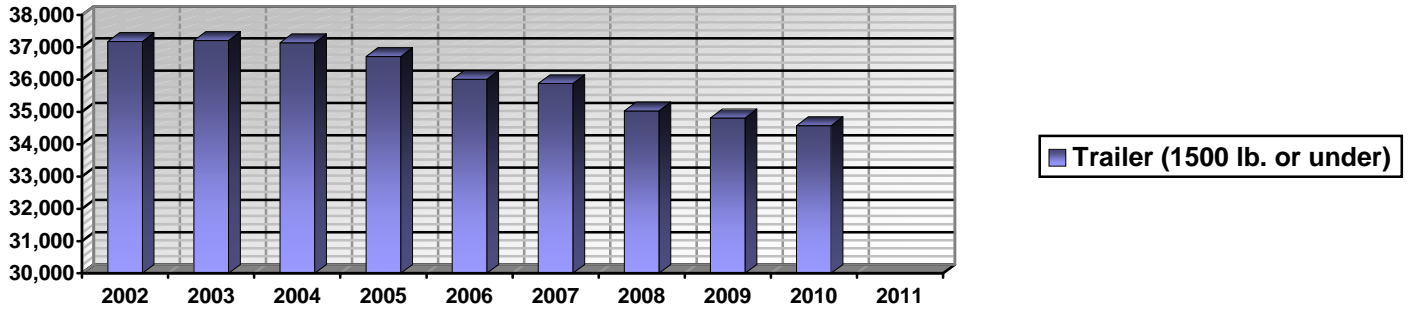
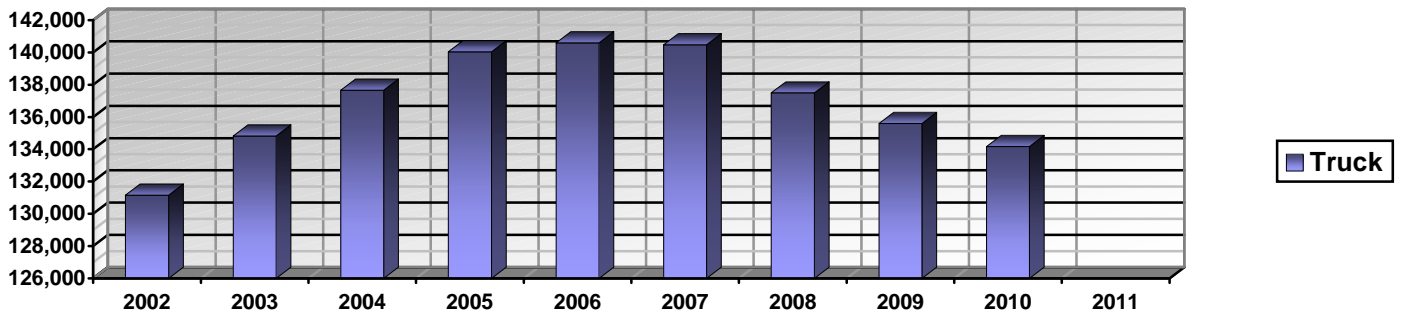


PLATE TYPE	2002	2003	2004	2005	2006	2007	2008	2009	2010	2011
<b>Truck</b>	131,159	134,818	137,661	140,033	140,589	140,479	137,489	135,602	134,176	



**VEHICLE REGISTRATIONS  
BY PLATE TYPE**  
*Extracted from computer-generated statistical reports*

PLATE TYPE	2002	2003	2004	2005	2006	2007	2008	2009	2010	2011
<b>Volunteer</b>	604	635	559	591	611	646	662	611	629	

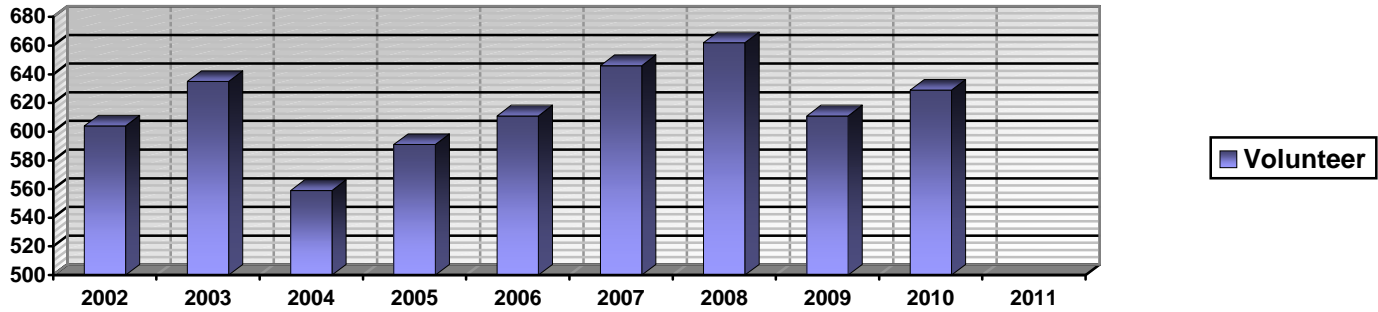


PLATE TYPE	2002	2003	2004	2005	2006	2007	2008	2009	2010	2011
<b>Zone</b>	0	0	0	0	0	0	0	0	0	

PLATE TYPE	2002	2003	2004	2005	2006	2007	2008	2009	2010	2011
<b>U. S. House of Rep.</b>	0	0	0	0	0	0	0	0	0	

PLATE TYPE	2002	2003	2004	2005	2006	2007	2008	2009	2010	2011
<b>U. S. Senate</b>	2	2	1	2	1	0	0	1	1	

PLATE TYPE	2002	2003	2004	2005	2006	2007	2008	2009	2010	2011
<b>Speaker of the House (VT)</b>	1	1	0	0	0	0	0	1	1	

**VEHICLE REGISTRATIONS  
BY PLATE TYPE**  
*Extracted from computer-generated statistical reports*

PLATE TYPE	2002	2003	2004	2005	2006	2007	2008	2009	2010	2011
<b>State House of Rep.</b>	119	122	109	123	100	125	112	123	118	

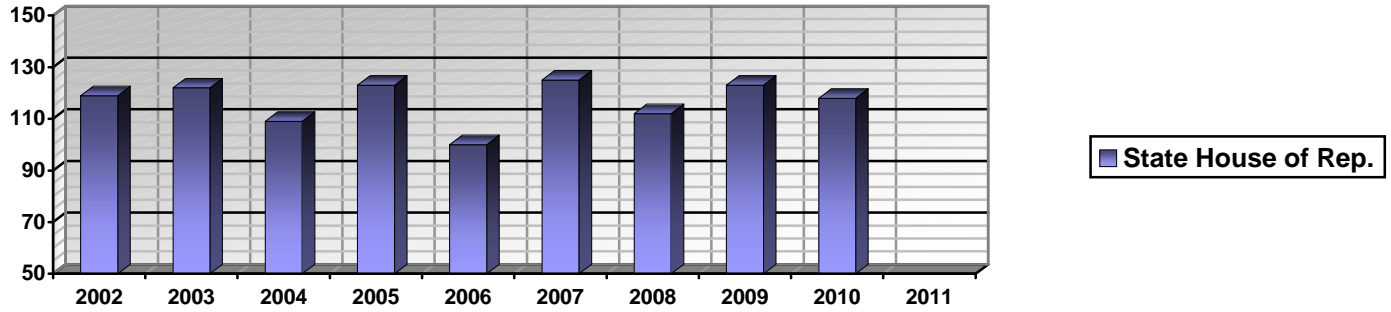
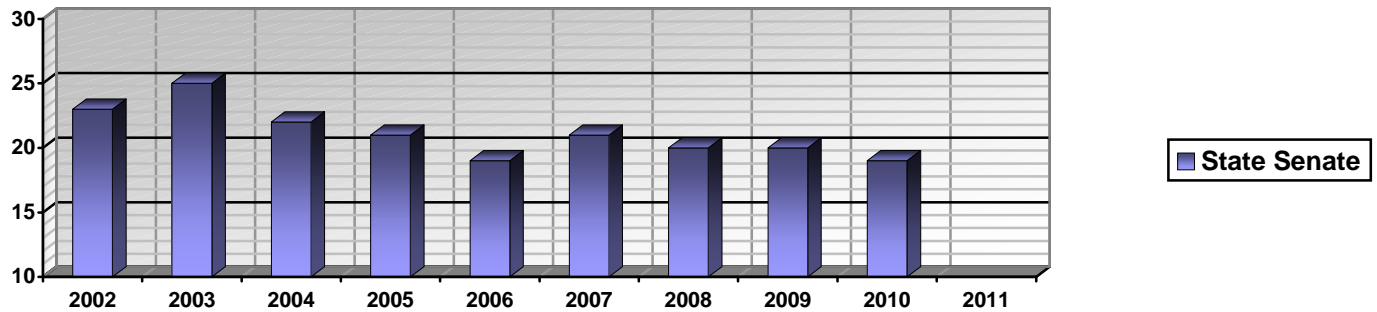


PLATE TYPE	2002	2003	2004	2005	2006	2007	2008	2009	2010	2011
<b>State Senate</b>	23	25	22	21	19	21	20	20	19	



**VEHICLE REGISTRATIONS  
BY PLATE TYPE**  
*Extracted from computer-generated statistical reports*

PLATE TYPE	2002	2003	2004	2005	2006	2007	2008	2009	2010	2011
<b>Low Number Plates</b> <i>(assigned to State Government Executive Staff)</i>	42	56	51	58	51	51	46	49	29	

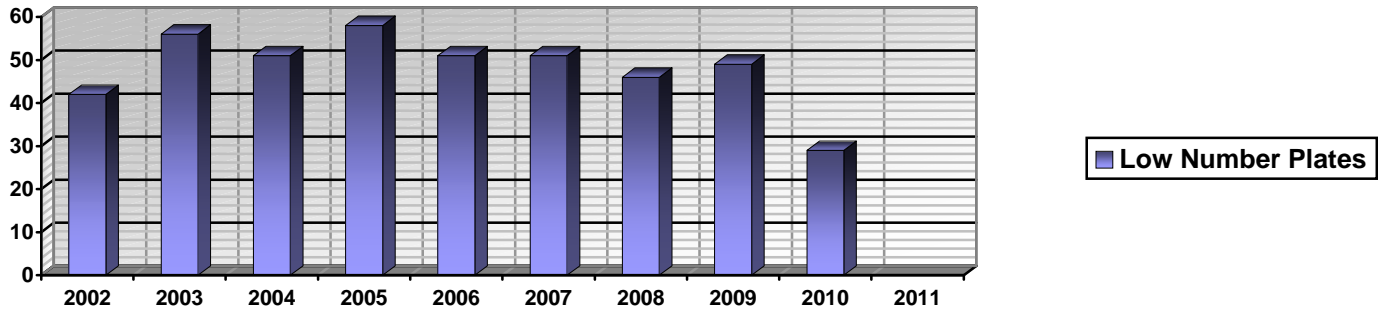
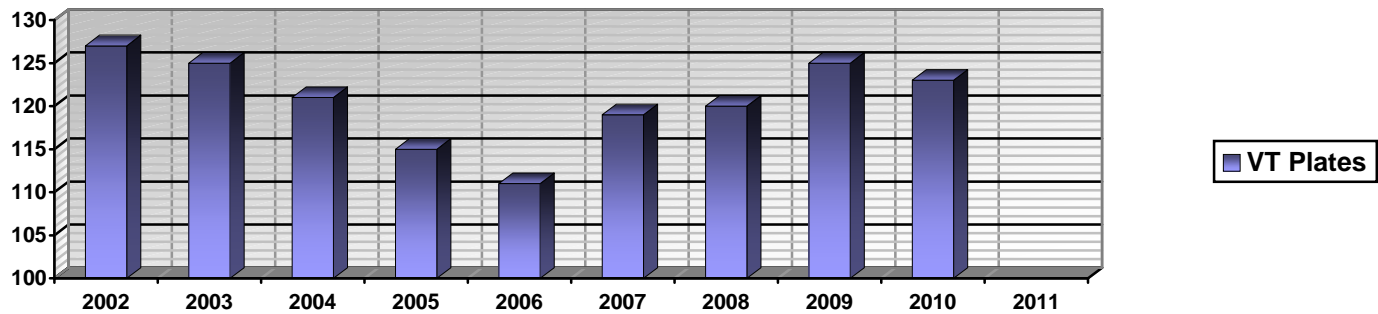


PLATE TYPE	2002	2003	2004	2005	2006	2007	2008	2009	2010	2011
<b>VT Plates</b>	127	125	121	115	111	119	120	125	123	



**VEHICLE REGISTRATIONS  
BY PLATE TYPE**  
*Extracted from computer-generated statistical reports*

PLATE TYPE	2002	2003	2004	2005	2006	2007	2008	2009	2010	2011
<b>Jitneys</b>	4,789	4,427	4,582	3,626	3,819	3,264	3,006	2,491	2,936	

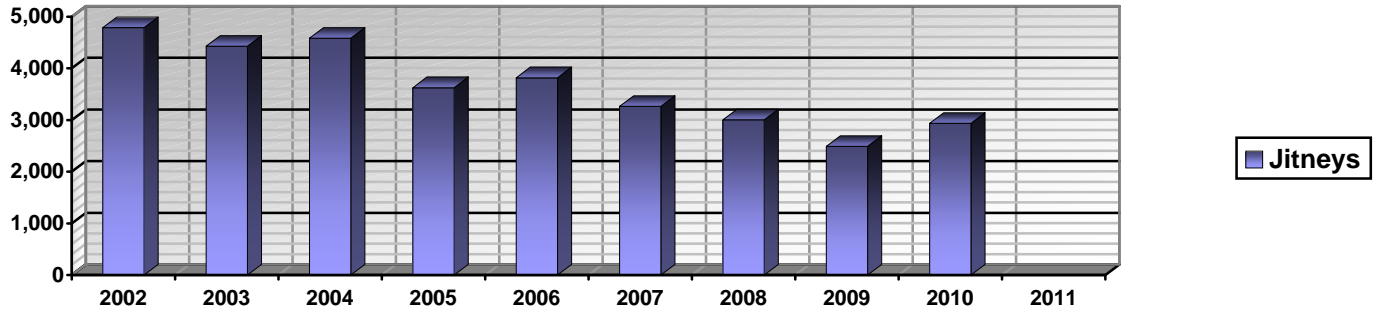
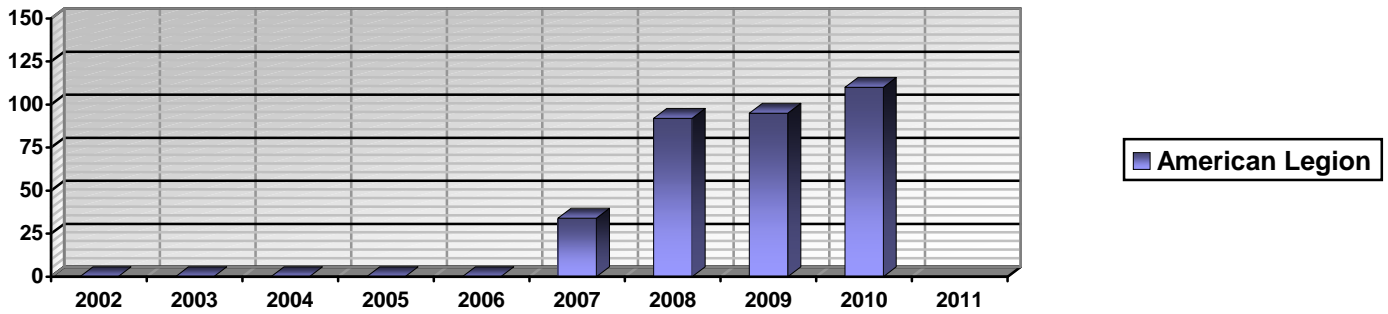


PLATE TYPE	2002	2003	2004	2005	2006	2007	2008	2009	2010	2011
<b>American Legion</b>	0	0	0	0	0	34	92	95	110	



**VEHICLE REGISTRATIONS  
BY PLATE TYPE**  
*Extracted from computer-generated statistical reports*

PLATE TYPE	2002	2003	2004	2005	2006	2007	2008	2009	2010	2011
<b>VA Exempt</b>	37	35	34	37	35	33	30	24	22	

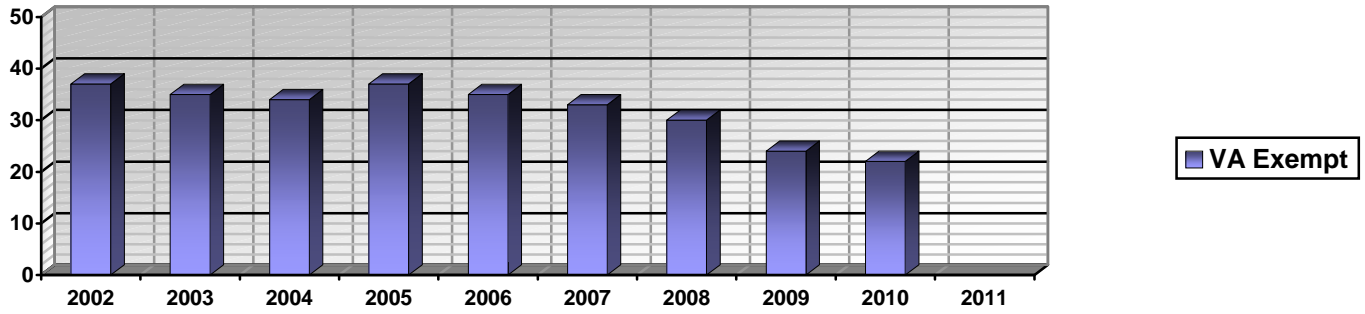
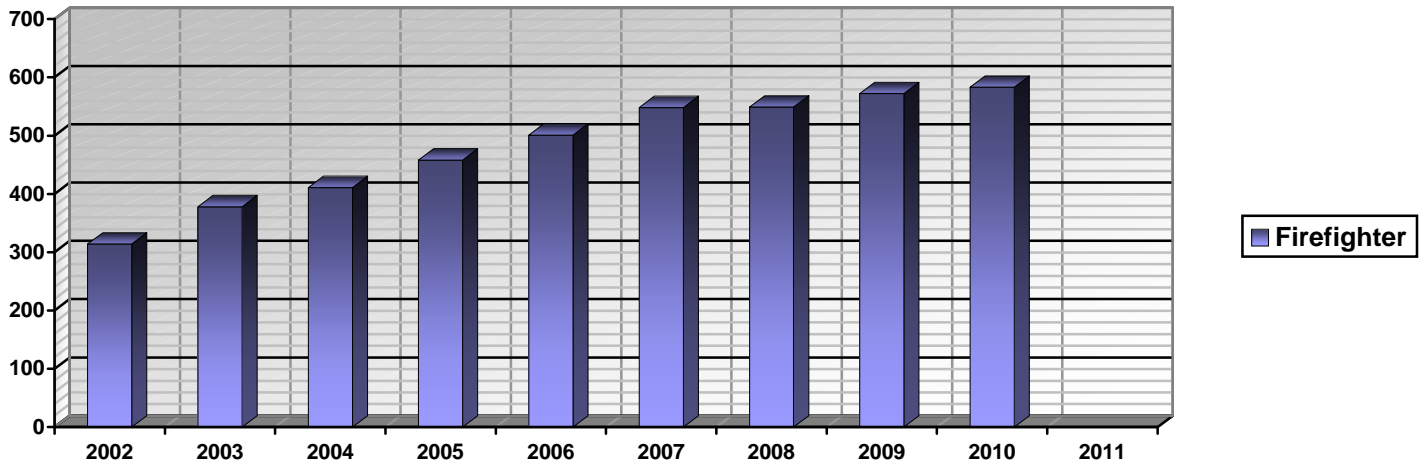


PLATE TYPE	2002	2003	2004	2005	2006	2007	2008	2009	2010	2011
<b>Firefighter</b>	314	378	411	458	501	548	549	572	583	



**VEHICLE REGISTRATIONS  
BY PLATE TYPE**  
*Extracted from computer-generated statistical reports*

PLATE TYPE	2002	2003	2004	2005	2006	2007	2008	2009	2010	2011
National Guardsmen	95	108	111	112	120	120	116	119	115	

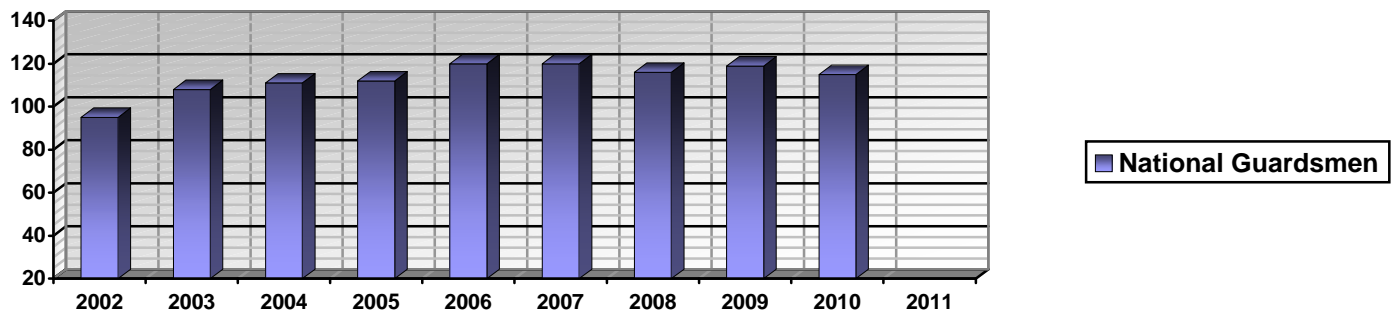
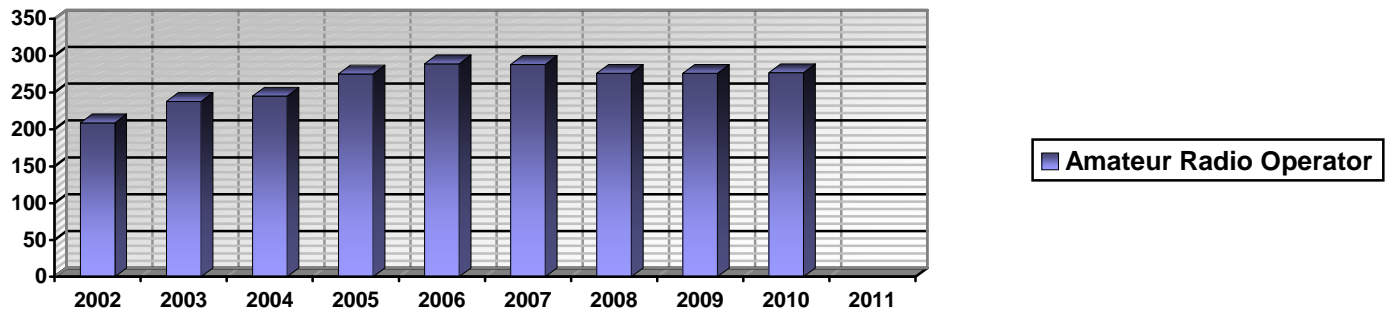


PLATE TYPE	2002	2003	2004	2005	2006	2007	2008	2009	2010	2011
Amateur Radio Operator	209	238	245	275	289	288	276	276	277	



**VEHICLE REGISTRATIONS  
BY PLATE TYPE**  
*Extracted from computer-generated statistical reports*

PLATE TYPE	2002	2003	2004	2005	2006	2007	2008	2009	2010	2011
<b>Sheriff (VT County)</b>	248	259	232	248	253	260	260	268	273	

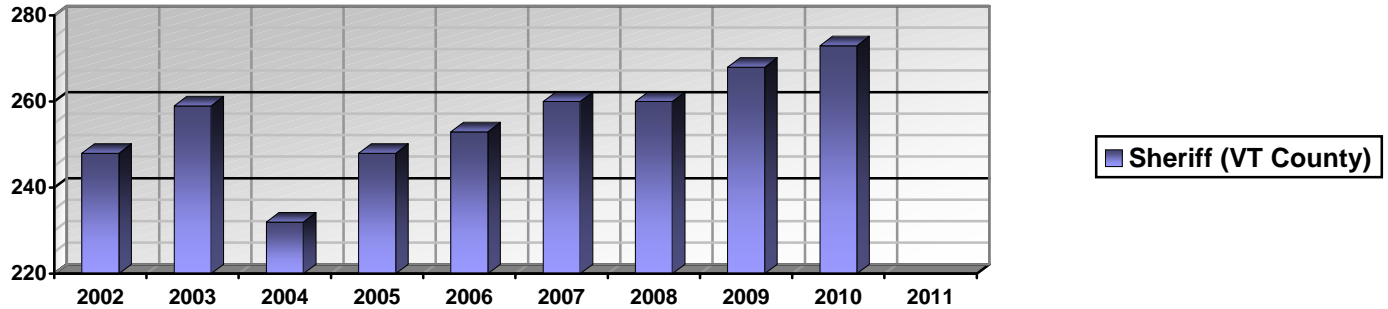
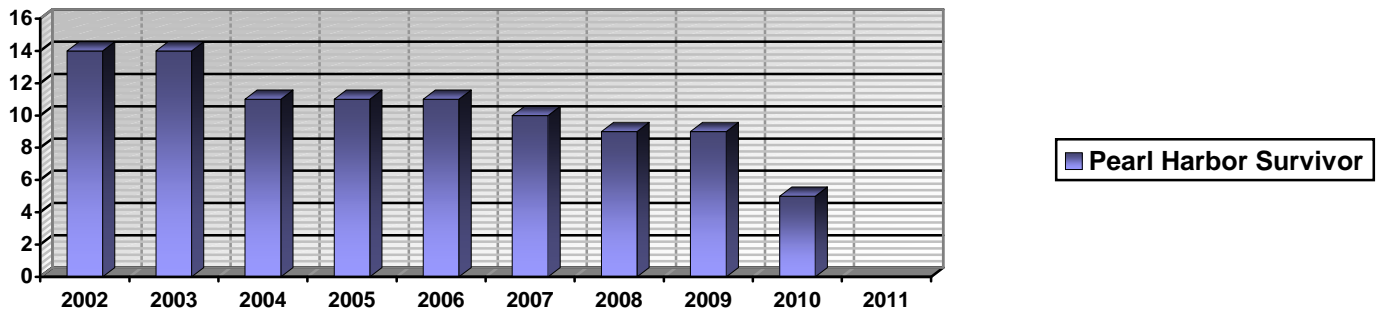


PLATE TYPE	2002	2003	2004	2005	2006	2007	2008	2009	2010	2011
<b>Pearl Harbor Survivor</b>	14	14	11	11	11	10	9	9	5	



**VEHICLE REGISTRATIONS  
BY PLATE TYPE**  
*Extracted from computer-generated statistical reports*

PLATE TYPE	2002	2003	2004	2005	2006	2007	2008	2009	2010	2011
<b>Farm Tractor</b>	3	20	45	57	67	70	68	0	4	

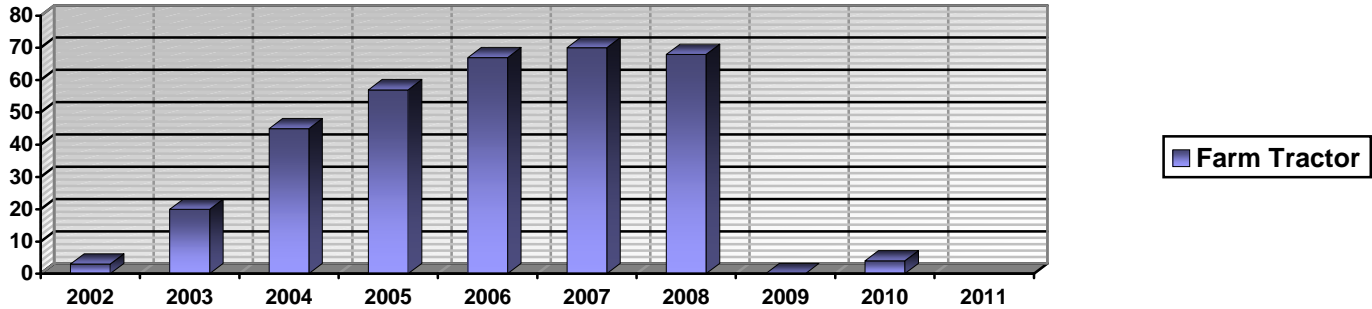
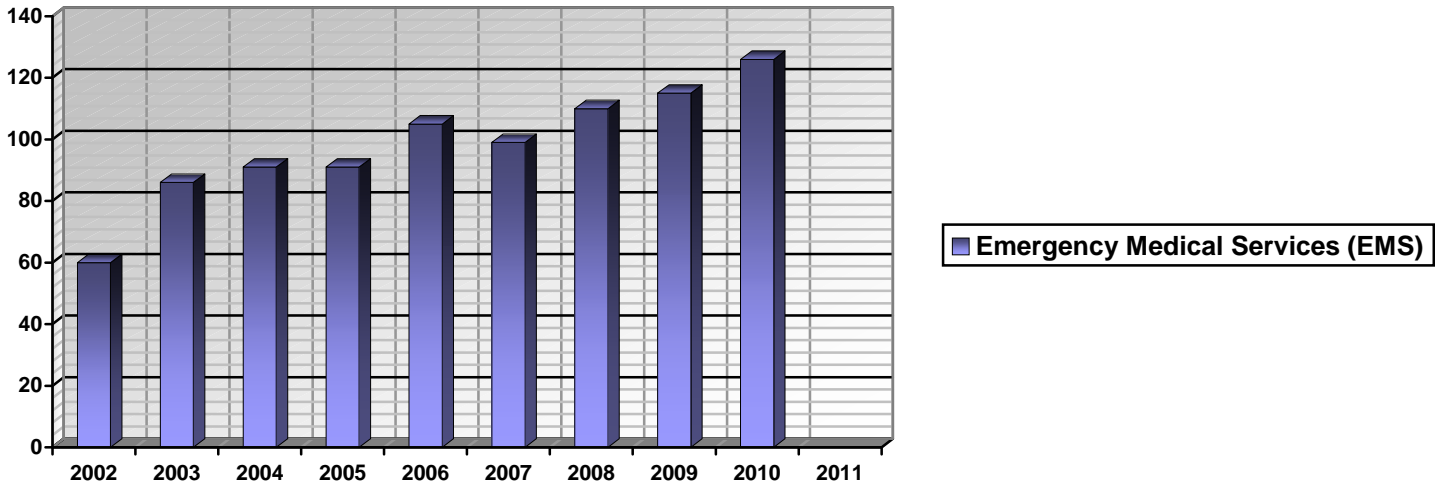


PLATE TYPE	2002	2003	2004	2005	2006	2007	2008	2009	2010	2011
<b>Emergency Medical Services (EMS)</b>	60	86	91	91	105	99	110	115	126	



**VEHICLE REGISTRATIONS  
BY PLATE TYPE**  
*Extracted from computer-generated statistical reports*

PLATE TYPE	2002	2003	2004	2005	2006	2007	2008	2009	2010	2011
<b>Purple Heart Medal</b>	436	456	481	494	498	517	514	514	497	

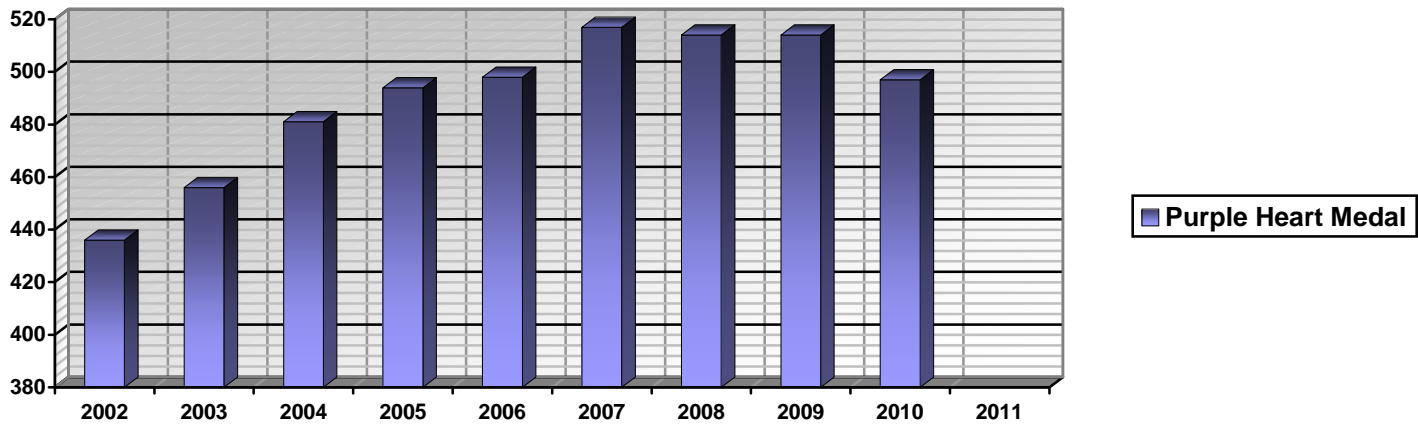
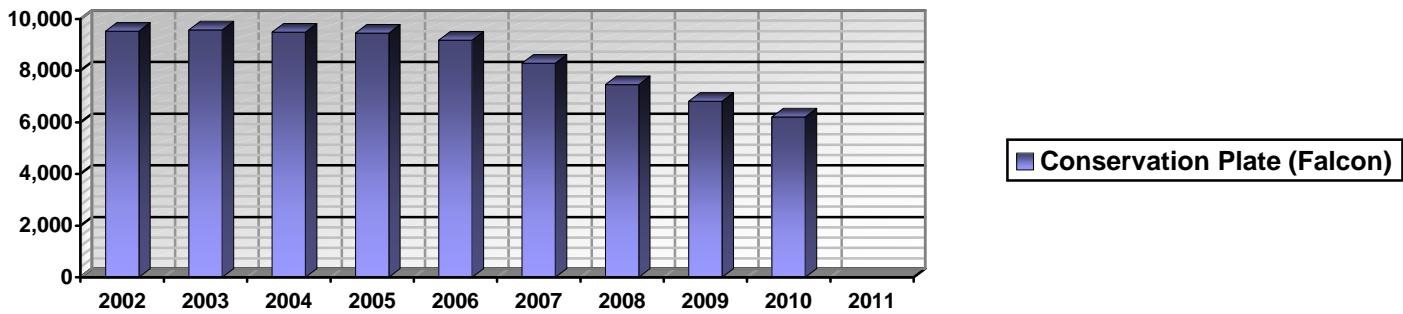


PLATE TYPE	2002	2003	2004	2005	2006	2007	2008	2009	2010	2011
<b>Conservation Plate (Falcon)</b>	9,531	9,575	9,497	9,451	9,183	8,286	7,462	6,818	6,207	



**VEHICLE REGISTRATIONS  
BY PLATE TYPE**  
*Extracted from computer-generated statistical reports*

PLATE TYPE	2002	2003	2004	2005	2006	2007	2008	2009	2010	2011
<b>Conservation Plate (Catamount)</b>	0	0	0	0	376	1,668	2,280	2,696	2,985	

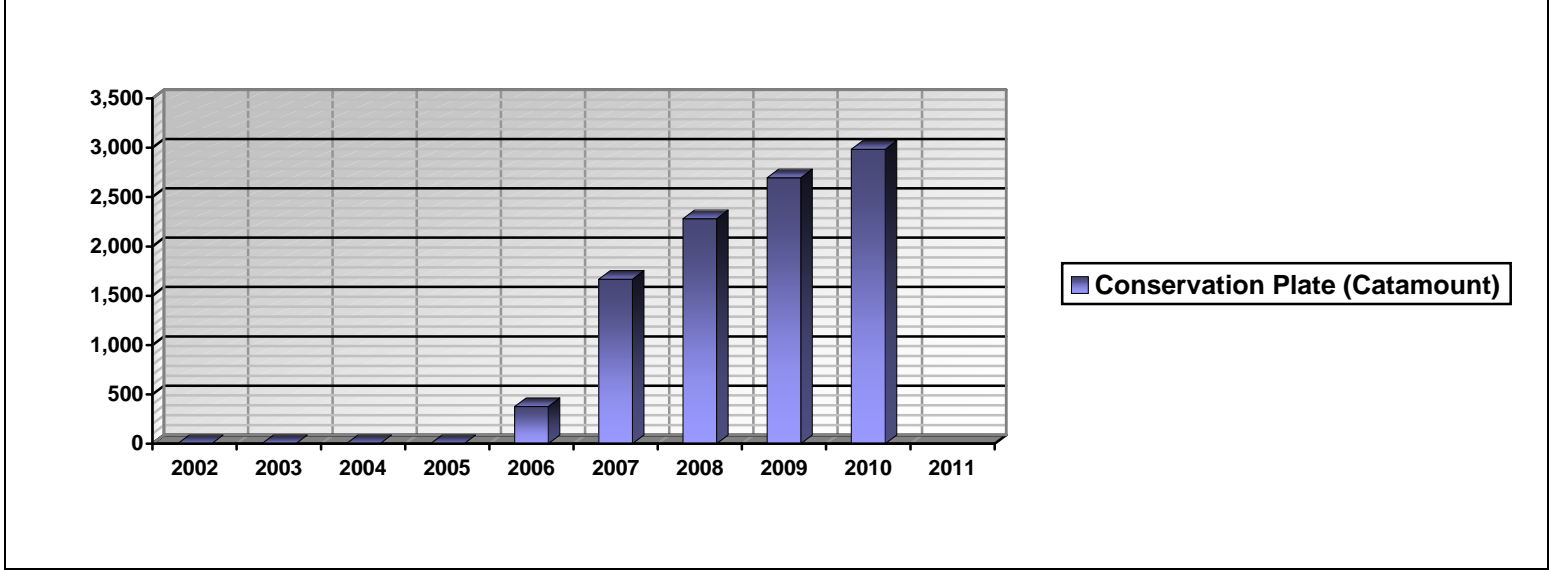
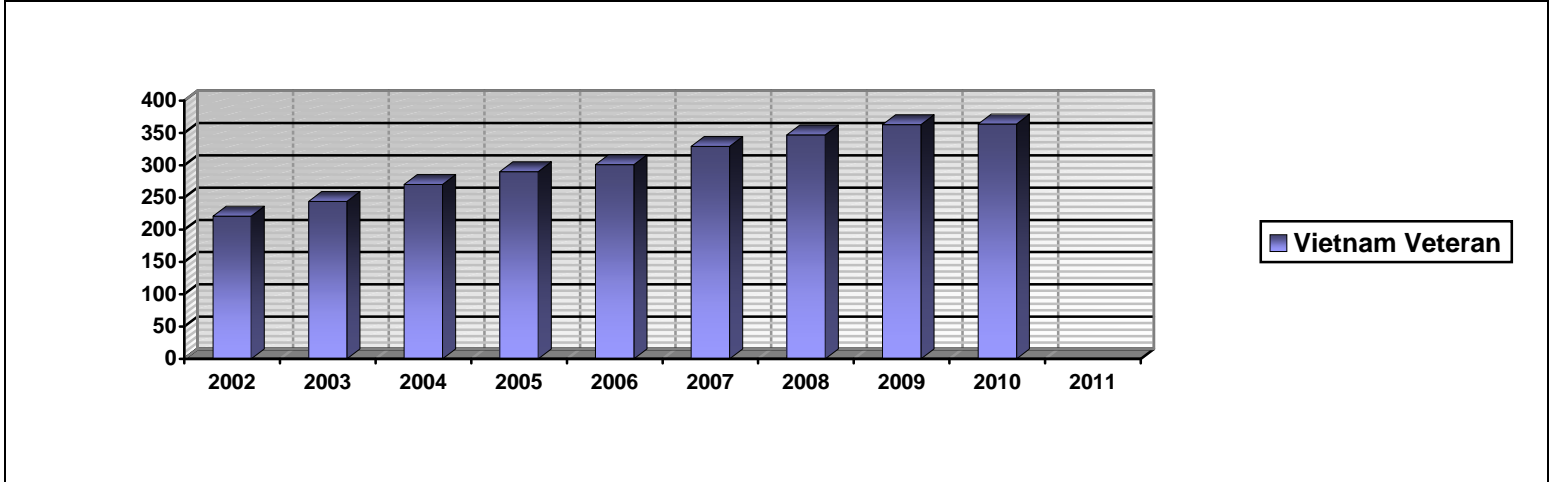


PLATE TYPE	2002	2003	2004	2005	2006	2007	2008	2009	2010	2011
<b>Vietnam Veteran</b>	221	244	270	290	301	329	347	363	364	



**VEHICLE REGISTRATIONS  
BY PLATE TYPE**  
*Extracted from computer-generated statistical reports*

PLATE TYPE	2002	2003	2004	2005	2006	2007	2008	2009	2010	2011
<b>Lions' Club</b>	0	0	0	110	118	126	134	136	137	

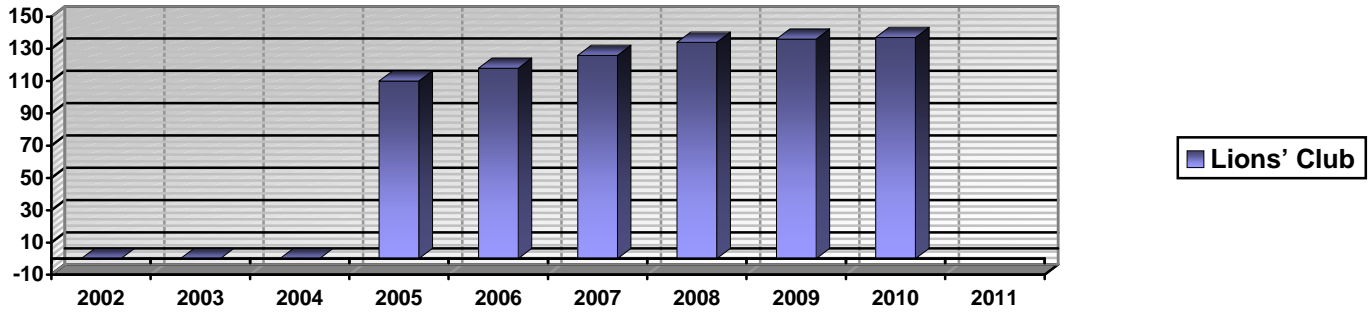
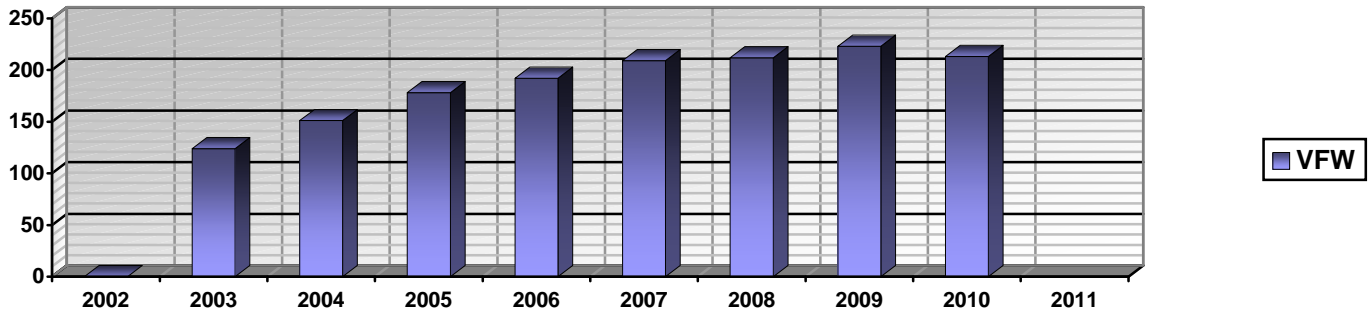


PLATE TYPE	2002	2003	2004	2005	2006	2007	2008	2009	2010	2011
<b>VFW</b>	0	124	151	178	192	209	212	223	213	



**VEHICLE REGISTRATIONS  
BY PLATE TYPE**  
*Extracted from computer-generated statistical reports*

PLATE TYPE	2002	2003	2004	2005	2006	2007	2008	2009	2010	2011
<b>Rotary International</b>	0	29	29	37	36	37	34	35	37	

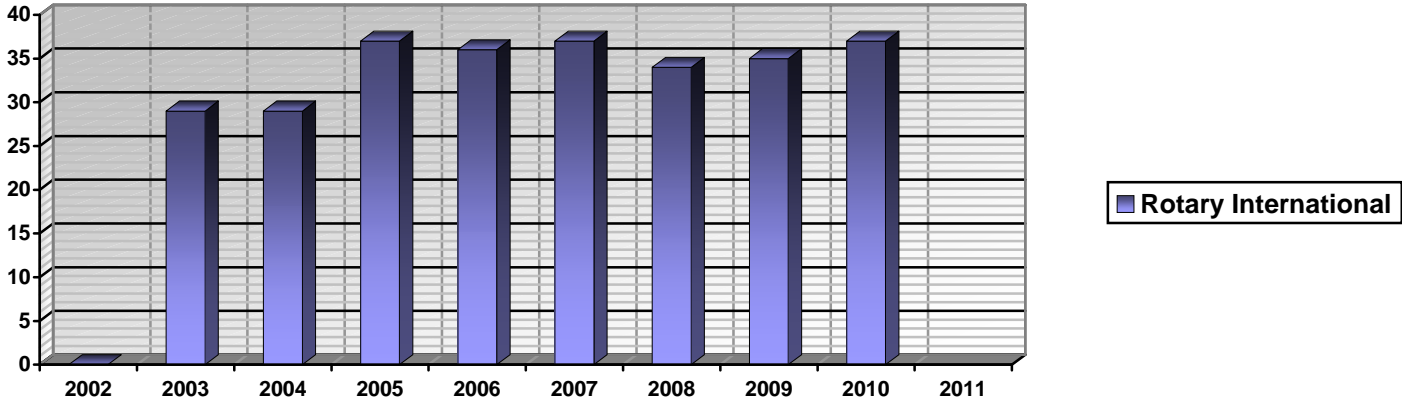
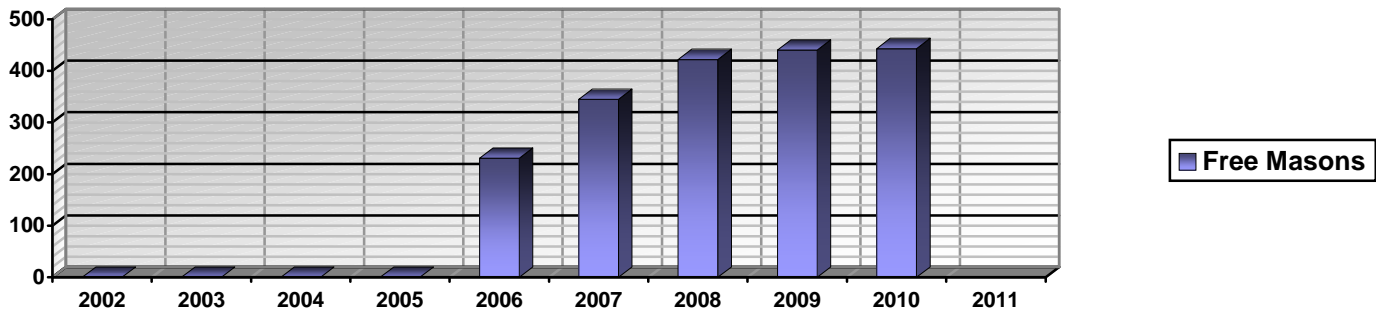


PLATE TYPE	2002	2003	2004	2005	2006	2007	2008	2009	2010	2011
<b>Free Masons</b>	0	0	0	0	231	345	422	440	443	



**VEHICLE REGISTRATIONS  
BY PLATE TYPE**  
*Extracted from computer-generated statistical reports*

PLATE TYPE	2002	2003	2004	2005	2006	2007	2008	2009	2010	2011
<b>Building Bright Futures</b>	0	305	724	948	1,091	1,147	1,146	1,124	1,082	

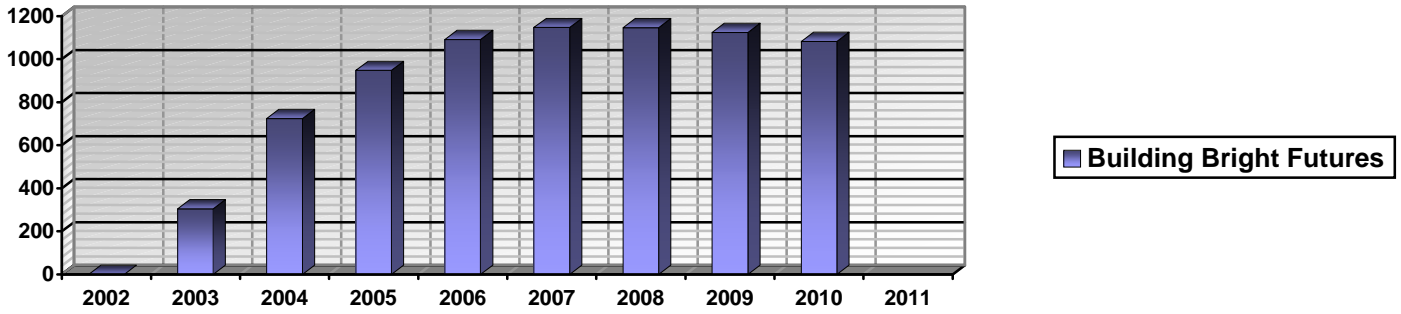
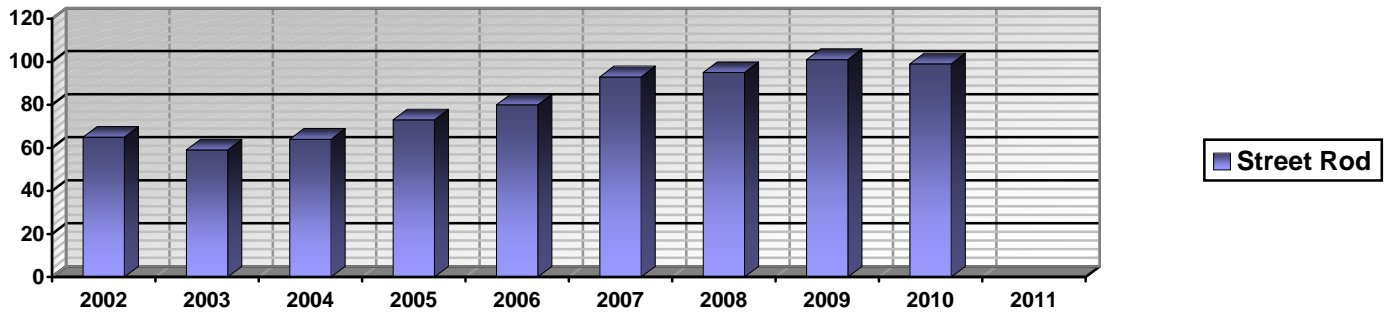
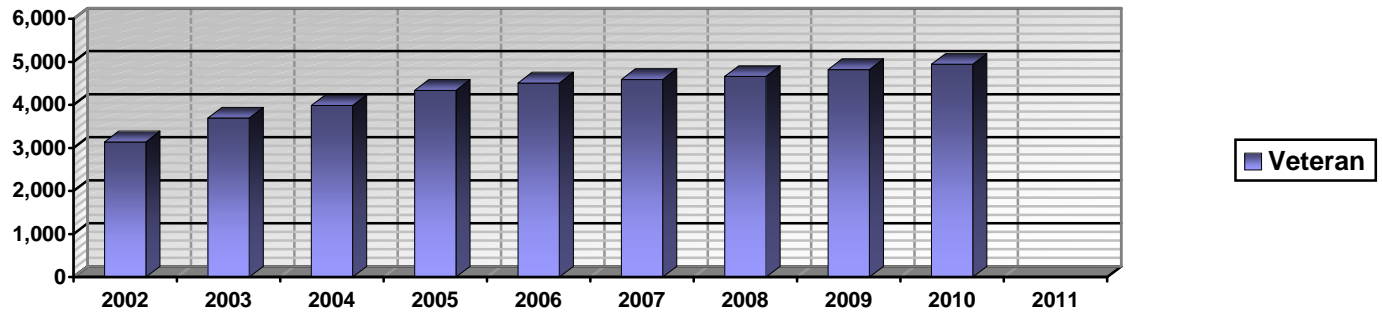


PLATE TYPE	2002	2003	2004	2005	2006	2007	2008	2009	2010	2011
<b>Street Rod</b>	65	59	64	73	80	93	95	101	99	



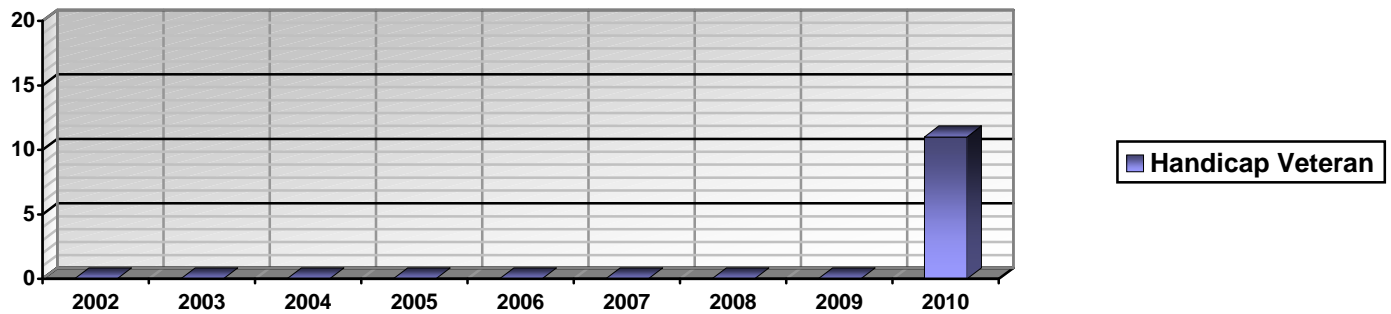
**VEHICLE REGISTRATIONS  
BY PLATE TYPE**  
*Extracted from computer-generated statistical reports*

PLATE TYPE	2002	2003	2004	2005	2006	2007	2008	2009	2010	2011
<b>Veteran</b>	3,141	3,693	3,985	4,336	4,509	4,591	4,661	4,819	4,944	



**NOTE: The following are new plate types  
(first issued in 2010).**

PLATE TYPE	2002	2003	2004	2005	2006	2007	2008	2009	2010	2011
<b>Handicap Veteran</b>	0	0	0	0	0	0	0	0	11	



**VEHICLE REGISTRATIONS  
BY PLATE TYPE**  
*Extracted from computer-generated statistical reports*

PLATE TYPE	2002	2003	2004	2005	2006	2007	2008	2009	2010	2011
<b>WWII Veteran</b>	0	0	0	0	0	0	0	0	95	

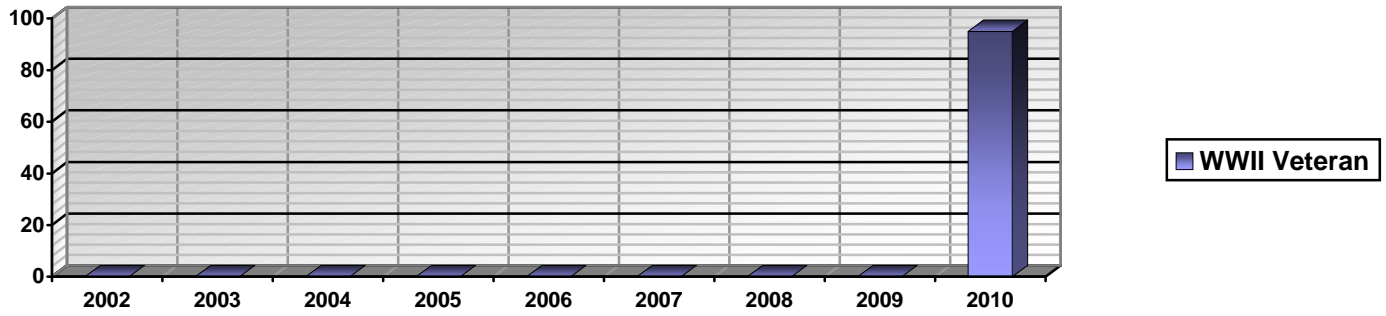
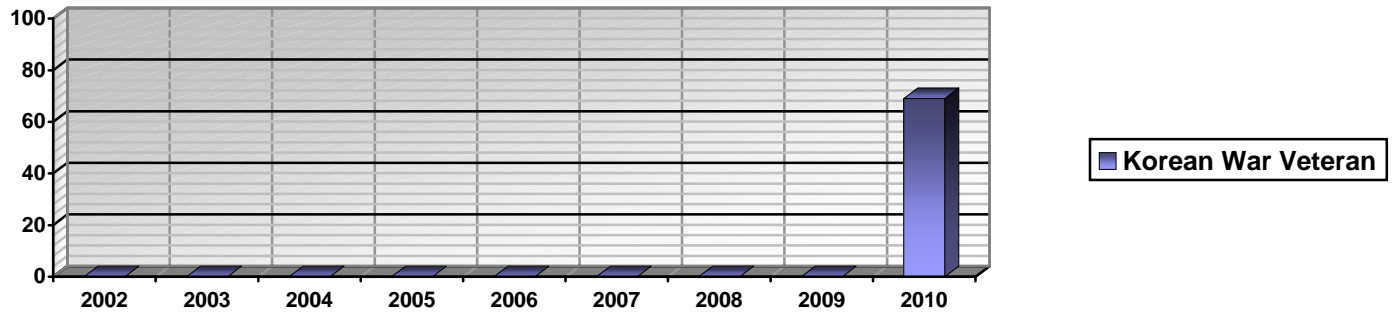


PLATE TYPE	2002	2003	2004	2005	2006	2007	2008	2009	2010	2011
<b>Korean War Veteran</b>	0	0	0	0	0	0	0	0	69	



**VEHICLE REGISTRATIONS  
BY PLATE TYPE**  
*Extracted from computer-generated statistical reports*

PLATE TYPE	2002	2003	2004	2005	2006	2007	2008	2009	2010	2011
<b>Vietnam War Veteran</b>	0	0	0	0	0	0	0	0	344	

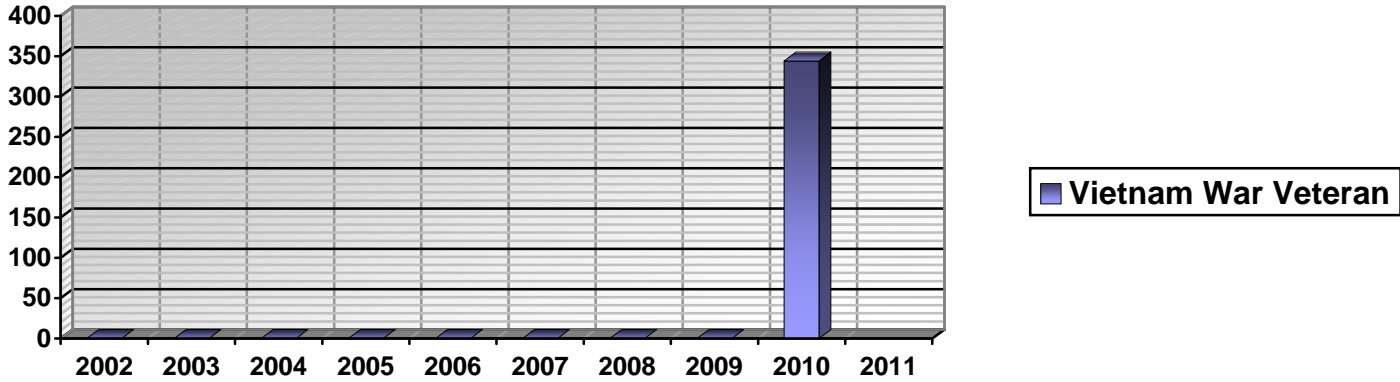
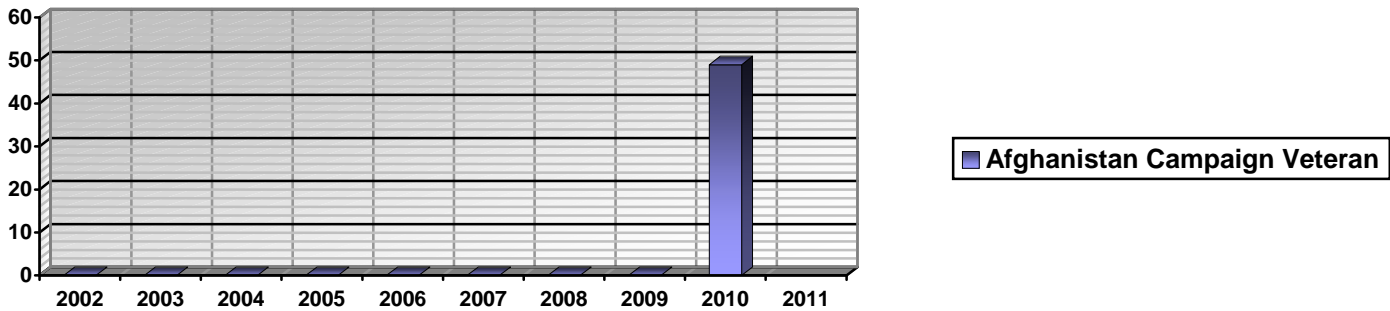


PLATE TYPE	2002	2003	2004	2005	2006	2007	2008	2009	2010	2011
<b>Afghanistan Campaign Veteran</b>	0	0	0	0	0	0	0	0	49	



**VEHICLE REGISTRATIONS  
BY PLATE TYPE**  
*Extracted from computer-generated statistical reports*

PLATE TYPE	2002	2003	2004	2005	2006	2007	2008	2009	2010	2011
<b>Desert Storm Veteran</b>	0	0	0	0	0	0	0	0	51	

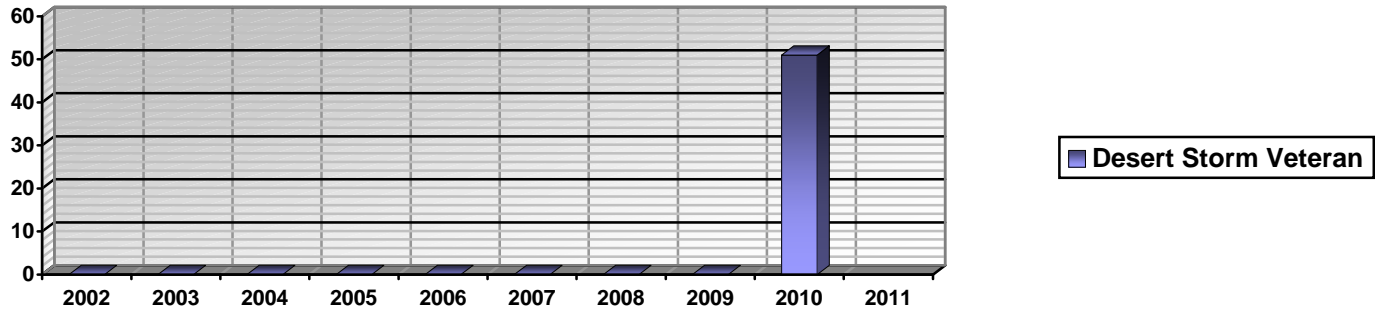


PLATE TYPE	2002	2003	2004	2005	2006	2007	2008	2009	2010	2011
<b>Iraq Campaign Veteran</b>	0	0	0	0	0	0	0	0	209	

